



#MBFATHOME

Crochet poppy

The Museum of the Bataille of Fromelles shares activities you can make with kids. During the lockdown, our public outreach officers developed creative Do-It-Yourself to keep you and your family busy

Let us begin with a little bit of history

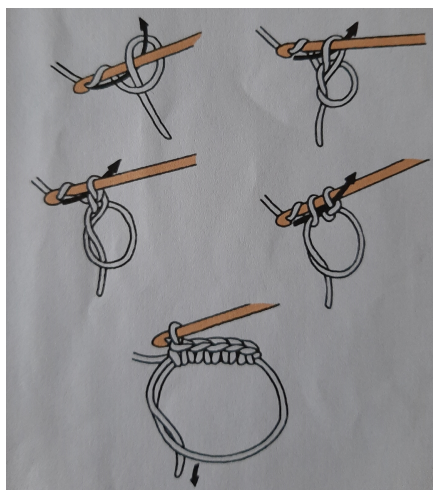
Flowers are used as a symbol of the memory of veterans, war wounded, widows and orphans. These flowers are different depending on the country: in France it is the cornflower, in Belgium the daisy. The poppy is the flower of Remembrance of Commonwealth countries.

What you need

- Red and black yarn
- A crochet made for the size of your yarn
- A yarn needle

The 5 stitches

- **magic circle:** to begin the work






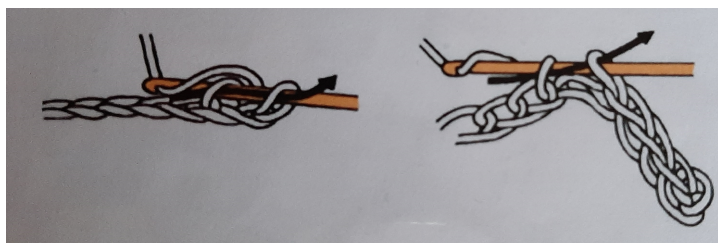
#MBFATHOME

Crochet poppy

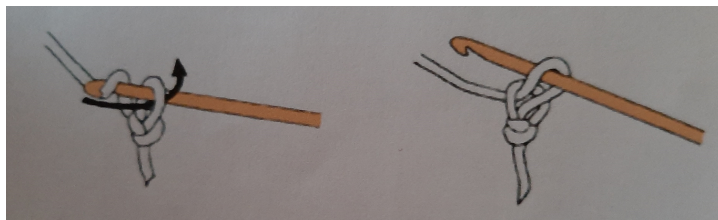
- **single crochet (sc)**: the most used stitch



- **slip stitch (ss)**: to close the magic circle

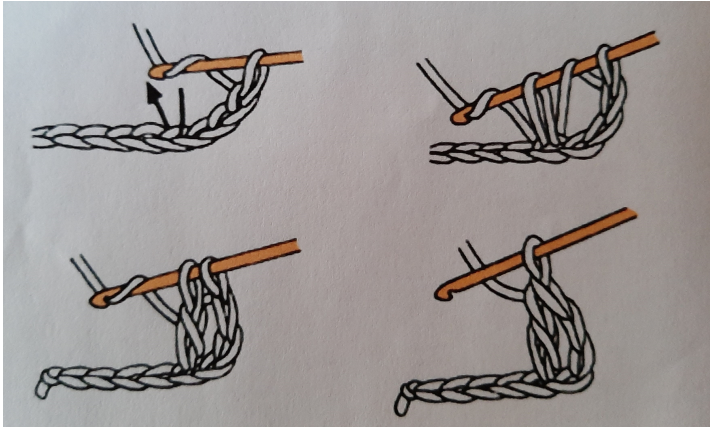


- **chain stitch (cs)**: to give height to the petals



Crochet poppy

- **treble (t)**: for the petals itself



The method

- **Heart of the poppy** : with black yarn
 - Make a magical circle et 10 single crochet in this circle ;
 - Close the circle by a slip stitch ;
 - Tighten the circle.

- **Petal 1** : with red yarn

Rank 1 :

- Make a single stitch in the first heart's stitch available ;
- ** Make 4 double crochet in the second heart's stitch ;
- Make a single crochet in the third heart's stitch.

Rank 2 :

- Turn around your poppy ;
- Make a chain stitch ;
- Make a single stitch in the third heart's stitch (Rank 1's stitch) ;
- Make two double crochet in each double crochet from rank 1 (8 double crochet in total) ;
- Make a single stitch in the first poppy's heart stitch (Rank 1's stitch).



#MBFATHOME

Crochet poppy

Rank 3 :

- Turn around your poppy ;
- Make a chain stitch ;
- Make two double crochet in each double crochet of rank 2 (16 double crochet in total) ;
- Make a single stitch in the first heart's stitch available.

- **Petals 2, 3 & 4 :** with red yarn

Resume from ** from rank 1. Warning, the first stitch of rank 1 is already done. It's the last stitch of each petal's rank 3

- **Assembly**

Sew the petals between themselves to give the final form to your poppy as well as the heart.